

GranQuartzTM

Canada Inc.

Your stone, tile and concrete supply experts since 1971

Lapitec[®]
CATALOG



Lapitec[®]
Prestigious Italian Surface

Store Locations

Phone: 1 800 520-7223 • Fax: 1 888 218-6657



Stanstead Headquarters

Corporate Headquarters

137, rue Junction
Stanstead, QC JOB 3E4

Chief Executive Officer

Alain Bedardext. 223
abedard@granquartz.ca

Operations & Finance Manager

Stéphane Bonin, CPA, CAext. 235
sbonin@granquartz.ca



Toronto Store

Toronto Store

51, Caldari Road, Unit B5
Concord, ON L4K 4G3

Store Manager

Zaid Dalal
zadalal@granquartz.ca




Calgary Store

Calgary Store

1663, 32nd Avenue, N.E.
Calgary, AB T2E 7Z5

Store Manager

Philip Lacroix
placroix@granquartz.ca



Sales & Customer Service

General Inquiries, Sales and Service

Customer Serviceext. 1
sales@granquartz.ca
1 800 520-7223

Sales Manager

Claude Royext. 226
croy@granquartz.ca
Cell.: 819.347.6498

Sales

Territory: Greater Toronto Area

Brad Viegner
bviegner@granquartz.ca
Cell.: 647.212.7223

Vadim Razenberg
vrazenberg@granquartz.ca
Cell.: 647.534.5536

Territory: Alberta

Giorgio Giglioliext. 400
jgiglioli@granquartz.ca
Cell.: 403.966.0536

Accounts Receivable

Nathalie Bellevilleext. 229
accounting@granquartz.ca



Mobile Units

Montreal/Ottawa Mobile Unit

Simon lefebvre 819.679.7116
slefebvre@granquartz.ca

Ontario Mobile Unit (outside the G.T.A.)

Joe Waite 289.260.3519
jwaite@granquartz.ca

British Columbia Mobile Unit (Vancouver)

Nazar Butkovskiy 604.417.9336
nbutkovskiy@granquartz.ca



Service & Repair

Technical Manager

Franck Prunierext. 238
fprunier@granquartz.ca
Cell.: 819.437.5904

Repair and Service Department

Steve Perronext. 224
sperron@granquartz.ca



Stone Maintenance

Sales

Customer Serviceext. 1
sales@granquartz.ca

800 520-7223
info@granquartz.ca

GranQuartz
Canada Inc.

Pro Series



Diarex® Pro Series™ Continuous Rim Blade

- For granite, porcelain and other hard materials
- Chip-free and faster than any other continuous rim tile blade
- Dry/wet cutting

Stock No.	Diameter (Ø)	Arbor Size	Max RPM
600364	4" (100mm)	7/8" - 20mm - 5/8"	15,000
600365	4-1/2" (114mm)	7/8" - 20mm - 5/8"	13,300
600366	5" (127mm)	7/8" - 20mm - 5/8"	12,000
600367	7" (178mm)	7/8" - DKO - 5/8"	8,730
600368	10" (254mm)	1" - 5/8"	6,115

Pro Series



Diarex® Pro Series™ Thin Cut Blade

- For granite, porcelain and other hard materials
- Chip-free and smooth cutting
- Dry/wet cutting

Stock No.	Diameter (Ø)	Arbor Size	Max RPM
600180	4" (100mm)	7/8" - 20mm - 5/8"	15,000
600181	4-1/2" (114mm)	7/8" - 20mm - 5/8"	13,300
600182	5" (127mm)	7/8" - 20mm - 5/8"	12,000
600183	7" (178mm)	7/8" - DKO - 5/8"	8,500

ZENESIS™
PATTERNED DIAMOND SAW BLADE




Zenesis® Continuous Rim Blade

- Unique slot and rim design gives unparalleled cutting precision and performance
- Pattern technology for smooth, chip-free cutting
- Great for use on porcelain tile, granite and other hard materials

Stock No.	Diameter (Ø)	Arbor Size	Max RPM
109192	4" (100mm)	7/8" - 20mm - 5/8"	15,300
109193	4-1/2" (114mm)	7/8" - 20mm - 5/8"	13,300
109194	5" (127mm)	7/8" - 20mm - 5/8"	12,000
109195	6" (152mm)	7/8" - 20mm - 5/8"	10,100
109190	7" (178mm)	1" - 5/8"	8,700
109196	8" (203mm)	1" - 5/8"	7,600
109197	10" (254mm)	1" - 5/8"	6,100
109198	12" (304mm)	50/60mm	6,300
109199	14" (350mm)	50/60mm	5,400
109200	12" (304mm)	1" - 5/8"	6,300

CYCLONE
TURBO



Cyclone Porcelain/Tile Turbo Blade

- The new dimple style rim decreases heat caused by friction
- Cooler rim temperatures increases the life and speed of cut
- New diamond bond makes this the best continuous rim ever
- For fast and chip-free cutting

Stock No.	Diameter (Ø)	Arbor Size	Max RPM
060097	4-1/2" (114mm)	7/8" - 20mm - 5/8"	13,200
060099	5" (127mm)	7/8" - 20mm - 5/8"	12,200
060098	6" (152mm)	7/8" - 20mm - 5/8"	10,000
060100	10" (254mm)	1" - 7/8" - 5/8"	6,100
060102	12" (304mm)	60mm	6,300

ALPHA




Alpha® Katana Blade

- For granite, marble, engineered stone, porcelain and glazed ceramic tile
- 5.5mm rim height
- Dry/wet cutting

Stock No.	Diameter (Ø)	Arbor Size	Max RPM
116210	4" (100mm)	20mm - 5/8"	14,500
116211	4-1/2" (114mm)	7/8" - 20mm	13,200
116212	5" (127mm)	7/8"	12,200

Lapitec®
Prestigious Italian Surface



Lapitec Bridge Saw Blade

- Specially developed for cutting Lapitec®
- Very narrow toothing for low pressure and low tension cutting
- Very good results in finely cut surfaces
- No chipping

Stock No.	Diameter (Ø)	Bore (Ø)
100602	14" (350mm)	60mm
100603	16" (400mm)	60mm
100604	18" (450mm)	60mm
100606	20" (500mm)	60mm

KÖNIG



Diarex® Ultra Compact Surface Bridge Saw Blade

- Designed especially for fully fired ceramic materials
- Designed for Dekton® and Lapitec®
- Extremely narrow toothing for low pressure and tension cutting
- Finely cut surfaces
- No chipping edges
- Bore: 60mm

Stock No.	Diameter (Ø)
F04.320000	14" (350mm)
F04.322400	16" (400mm)
F04.322670	18" (450mm)

ADI
INDUSTRIAL DIAMOND APPLICATION



ADI® Ultra Compact Surface Bridge Saw Blade

- Designed especially for fully fired ceramic materials
- Designed for Dekton®, Lapitec® and NeoLith
- Finely cut surfaces
- No chipping edges
- Bore: 60mm

Stock No.	Diameter (Ø)
MT64015	14" (350mm)
MT64016	16" (400mm)
MT64017	20" (500mm)

ADI
INDUSTRIAL DIAMOND APPLICATION



ADI® Segmented Glass Bridge Saw Blade

- Universal blade for cutting Dekton®, Lapitec®, NeoLith, etc..
- Specially developed for very crystalline and sensitive materials
- Very narrow toothing for low pressure and low tension cutting
- Very good results in finely cut surfaces
- No chipping
- Bore: 60mm


Stock No.	Diameter (Ø)
MT64005	14" (350mm)
MT64003	16" (400mm)
MT64008	18" (450mm)
MT64009	20" (500mm)



ADI® Continuous Rim Ceramic Bridge Saw Blade

- Universal blade for cutting Laminam®, Kerlite®, TheSize, Techlam®, Okite on 3mm thick material
- Specially developed for very crystalline and sensitive materials
- Very narrow toothing for low pressure and low tension cutting
- Very good results in finely cut surfaces
- No chipping
- Bore: 60mm

Stock No.	Diameter (Ø)
MT60015.....	12" (300mm)
MT60012.....	14" (350mm)
MT60005.....	16" (400mm)
MT60006.....	18" (450mm)



ADI® Segmented Ceramic Bridge Saw Blade

- Universal blade for cutting Laminam®, Kerlite®, TheSize, Techlam®, Okite on 5mm thick material
- Specially developed for very crystalline and sensitive materials
- Very narrow toothing for low pressure and low tension cutting
- Very good results in finely cut surfaces
- No chipping
- Bore: 60mm

Stock No.	Diameter (Ø)
MT61005.....	18" (450mm)
MT61001.....	20" (500mm)



ADI® UCS Stubbing Wheel

- Premium Italian quality

Stock No.	Size
MT73011.....	54 x 25 x 7mm
MT73012.....	91 x 30 x 7mm



Bridge Saw Rubber Table Mat

- Ideal for when cutting Dekton or Lapitec
- Avoids redressing work table
- Supports material evenly across the table

Stock No.	Size	Length
562100.....	72" (1.8m) custom (sold by foot, must specify)



White Sharpening Stone

- Ideal for re-sharpening diamond blades with soft bonds
- Great for blades cutting marble, glass and ceramics (Dekton/Lapitec)

Stock No.	Size
D31.125.....	250 x 150 x 30mm (9-1/2" x 6" x 1-1/4")

Lapitec®



Lapitec Core Bit

- Specifically designed for Lapitec
- Fast, clean cutting with long life
- Use wet
- Maximum: 2,000 rpm
- 1/2" gas male thread

Stock No. Size
100610 35mm



ADI
INDUSTRIAL DIAMOND APPLICATION



ADI UCS Core Bit

- Great for use on Dekton and Lapitec
- Fast, clean cutting with long life
- Use wet
- Maximum: 2,200 rpm
- 1/2" gas male thread

Stock No. Size
MT81125 25mm
MT81135 35mm
MT81138 38mm

ADI
INDUSTRIAL DIAMOND APPLICATION



ADI UCS Blind Hole Bit

- High quality italian made
- Center water feed
- Use wet
- 1/2" gas male thread

Stock No. Size Length
MT75015 6mm 25mm
MT75016 8mm 25mm
MT75017 10mm 25mm
MT75018 12mm 25mm

Pro
Series



Diarex Pro Series Thin Wall Core Bit

- True thin wall crown
- Use wet
- 5/8"-11 female thread

Stock No. Size
300205 3/4"
300206 1"
300208 1-1/4"
300209 1-3/8"
300210 1-1/2"
300212 1-3/4"
300213 2"
300216 2-3/8"
300218 2-5/8"
300219 3"
300221 4"
300222 4-3/4"

ADI
INDUSTRIAL DIAMOND APPLICATION



ADI UCS & Glass Finger Bit

- Superior waterfeed, allowing maximum cooling
- Great on ceramic and glass
- Designed for Dekton® and Lapitec®
- Premium six low profile segments
- New reinforced body
- Ideal for sintered ceramics
- 1/2" gas male thread

with six (6) segments
Stock No. Size
MT74010 20 x 25mm
MT74007 20 x 38mm

with five (5) segments
Stock No. Size
MT74009 20 x 25mm

Lapitec®



Lapitec Finger Bit

- Superior waterfeed, allowing maximum cooling
- Designed for Lapitec®
- Ideal for sintered ceramics
- 1/2" gas male thread

Stock No. Size
100612 19 x 25mm
100613 22 x 38mm

ADI
INDUSTRIAL DIAMOND APPLICATION



ADI UCS Grooving Routers

Stock No. Pos. Length
MT75032 0 25mm
MT75033 1 25mm
MT75034 2 25mm
MT75035 3 25mm
MT75036 4 25mm*
PB38515 5 (Eraser) 25mm*



Stock No.	Type	ED.	ID.	Pos.
MT91040	Cont. Rim	87	70	1
MT91041	Cont. Rim	87	70	2
MT91042	Cont. Rim	87	70	3
PB124430	Cont. Rim	87	70	4
PB021561	Express	77	60	6
PB021562	Express	77	60	7



Stock No.	Type	ED.	ID.	Pos.
MT90010	Cont. Rim	20	20	1
MT90011	Cont. Rim	20	20	2
MT90012	Cont. Rim	20	20	3
MT90028	Cont. Rim	20	20	4
PB021153	Express	20	20	6
PB021154	Express	20	20	7



Stock No.	Type	ED.	ID.	Pos.
MT91023	Cont. Rim	80	75	1
MT91024	Cont. Rim	80	75	2
MT91025	Cont. Rim	80	75	3
PB123546	Cont. Rim	80	75	4
PB02322	Express	67	60	6
PB02323	Express	67	60	7



Stock No.	Type	ED.	ID.	Pos.
MT91046	Cont. Rim	80	70	1
MT91047	Cont. Rim	80	70	2
MT91048	Cont. Rim	80	70	3
PB122890	Cont. Rim	80	70	4
PB02200	Express	80	60	6
PB02201	Express	80	60	7



Stock No.	Type	ED.	ID.	Pos.
MT90007	Cont. Rim	20	20	1
MT90008	Cont. Rim	20	20	2
MT90009	Cont. Rim	20	20	3
MT90029	Cont. Rim	20	20	4
PB021137	Express	20	20	6
PB021138	Express	20	20	7



Stock No.	Type	ED.	ID.	Pos.
MT91043	Cont. Rim	80	76	1
MT91044	Cont. Rim	80	76	2
MT91045	Cont. Rim	80	76	3
PB123614	Cont. Rim	80	76	4
PB021716	Express	74	60	6
PB021717	Express	74	60	7



Stock No.	Type	ED.	ID.	Pos.
MT91005	Cont. Rim	78	70	1
MT91006	Cont. Rim	78	70	2
MT91007	Cont. Rim	78	70	3
PB122850	Cont. Rim	78	70	4
PB02014	Express	68	60	6
PB02015	Express	68	60	7



Stock No.	Type	ED.	ID.	Pos.
MT91016	Segmented	71	60	1
MT91017	Cont. Rim	71	60	2
MT91018	Cont. Rim	71	60	3
PB124180	Cont. Rim	71	60	4
PB021350	Express	75	60	6
PB021351	Express	75	60	7



<i>Stock No.</i>	<i>Type</i>	<i>ED.</i>	<i>ID.</i>	<i>Pos.</i>
MT91008	Segmented	80	80	1
MT91009	Cont. Rim	80	80	2
MT91010	Cont. Rim	80	80	3
PB122878	Cont. Rim	80	80	4
PB02404	Express	80	80	6
PB02405	Express	80	80	7



<i>Stock No.</i>	<i>Type</i>	<i>ED.</i>	<i>ID.</i>	<i>Pos.</i>
MT91046	Cont. Rim	80	70	1
MT91047	Cont. Rim	80	70	2
MT91048	Cont. Rim	80	70	3
PB122890	Cont. Rim	80	70	4
PB02200	Express	80	60	6
PB02201	Express	80	60	7



<i>Stock No.</i>	<i>Type</i>	<i>ED.</i>	<i>ID.</i>	<i>Pos.</i>
MT91049	Cont. Rim	85	70	1
MT91050	Cont. Rim	85	70	2
MT91051	Cont. Rim	85	70	3
PB123511	Cont. Rim	85	70	4
PB02254	Express	75	60	6
PB02255	Express	75	60	7



<i>Stock No.</i>	<i>Type</i>	<i>ED.</i>	<i>ID.</i>	<i>Pos.</i>
MT91052	Cont. Rim	82	70	1
MT91053	Cont. Rim	82	70	2
MT91054	Cont. Rim	82	70	3
PB122906	Cont. Rim	82	70	4
PB02215	Express	72	60	6
PB02216	Express	72	60	7



<i>Stock No.</i>	<i>Type</i>	<i>ED.</i>	<i>ID.</i>	<i>Pos.</i>
MT91055	Cont. Rim	78	70	1
MT91056	Cont. Rim	78	70	2
MT91057	Cont. Rim	78	70	3
PB123685	Cont. Rim	78	70	4
PB02233	Express	70	60	6
PB02234	Express	70	60	7



<i>Stock No.</i>	<i>Type</i>	<i>ED.</i>	<i>ID.</i>	<i>Pos.</i>
MT91027	Segmented	120	82	1
MT91028	Cont. Rim	120	72	2
MT91029	Cont. Rim	120	72	3
PB123250	Cont. Rim	120	72	4
PB021570	Express	110	60	6
PB021571	Express	110	60	7



<i>Stock No.</i>	<i>Type</i>	<i>ED.</i>	<i>ID.</i>	<i>Pos.</i>
MT91011	Segmented	120	87	1
MT91012	Cont. Rim	120	87	2
MT91013	Cont. Rim	120	87	3
PB122701	Cont. Rim	120	87	4
PB02053	Express	91	60	6
PB02054	Express	91	60	7



Tenax Strongbond Adhesive

for Lapitec, Prestigious Italian Surfaces

Strongbond is a new generation bi-component glue for gluing Lapitec. It has zero yellowing and is UV stable to the sun. It is a transparent thixotropic paste, solvent free, with medium reactivity. It has a good hardness and can cure at 32°F. The glue hardened is bright also when the level of humidity is high and the temperature is low.

- 215ml Cartridges include 2 mixing tips

Stock No.	Description	Size
923350	Strongbond - Avorio.....	215ml Cartridge
923351	Strongbond - Bianco Crema	215ml Cartridge
923352	Strongbond - Bianco Polare	215ml Cartridge
923353	Strongbond - Ebano.....	215ml Cartridge
923354	Strongbond - Grigio Cemento.....	215ml Cartridge
923355	Strongbond - Grigio Piombo	215ml Cartridge
923356	Strongbond - Nero Antractite.....	215ml Cartridge

Stock No.	Description
709915	Dispenser

Tenax Frozebond Adhesive

for Lapitec, Prestigious Italian Surfaces

Frozebond is a bi-component epoxy glue that is extra strong, and comes in a thixotropic-smooth paste. It is suitable for gluing Lapitec, has a high adhesion force on multi-materials, and is highly weather resistant. Applicable on wet surfaces.

Stock No.	Description	Size
923334	Tenax Frozebond.....	1 ltr. (A+B)



Tenax Rainbow Colorants

for Lapitec, Prestigious Italian Surfaces

Used to tint any of our adhesive products for the perfect color match, these color pastes are easy to mix and have excellent shelf life.

- Can be used with Polyesters, Acrylics and Epoxies.
- Sold individually in 75ml bottles (10/box)

Stock No.	Color
923336	Antracite
923337	Avorio
923338	Bianco Polare
923339	Ebano
923341	Grigio Cemento
923342	Grigio Piombo
923343	Bianco Cream
923344	Parfido Rosso
923345	Sahara
923346	Tabacco





Lapitec® Color Matches



<u>Lapitec Color</u>	<u>Surface Bonder Xi - 250ml Color Match 1</u>	<u>Surface Bonder Xi - 250ml Color Match 2</u>	<u>Surface Bonder Ultra - 215ml Color Match 1</u>
Antracite	723131 (Nacreto - 3131)	-	743131 (Nacreto - 3131)
Arabescato Corallo.....	723141 (Cotton - 3141)	-	-
Arabescato Perla.....	720056 (Cameo - 0056)*	723080 (Polar White - 3080)*	-
Avorio	723139 (Sabbia - 3139)	-	-
Avorio Satin.....	723139 (Sabbia - 3139)	-	-
Bianco Crema.....	723141 (Cotton - 3141)	-	-
Bianco Crema Satin	723141 (Cotton - 3141)	-	-
Bianco Polare.....	720310 (White Linen - 0310)	723006 (Glacier White - 3006)	-
Bianco Polare Satin.....	720310 (White Linen - 0310)	-	-
Cemento.....	723065 (Oyster - 3065)	-	743065 (Oyster - 3065)
Creme.....	723141 (Cotton - 3141)	-	-
Ebano.....	723230 (Graphite - 3230)	722402 (Storm Grey - 2402)	-
Ebano Satin	722402 (Storm Grey - 2402)	723230 (Graphite - 3230)	742402 (Storm Grey - 2402)
Grigio Cemento.....	723254 (Fumo - 3254) *	-	-
Grigio Cemento Satin	723254 (Fumo - 3254) *	-	-
Grigio Plombo	723142 (Oscuro - 3142)	-	-
Grigio Plombo Satin.....	723142 (Oscuro - 3142)	-	-
Nero Antracite.....	723131 (Nacreto - 3131)	-	743131 (Nacreto - 3131)
Nero Antracite Satin.....	723131 (Nacreto - 3131)	-	743131 (Nacreto - 3131)
Piombo	723142 (Oscuro - 3142)	-	-
Porfido Rosso.....	723057 (Lavender - 3057)*	-	-
Porfido Rosso Satin.....	723057 (Lavender - 3057)*	-	-
Sahara.....	720006 (Alpha Brown - 2006)*	723019 (Palermo - 3019)*	-
Sahara Satin	720006 (Alpha Brown - 2006)*	-	-
Tabacco.....	(Custom Color)*	-	-
Tabacco Satin.....	(Custom Color)*	-	-

For a complete list of our products please see our **2015 General Catalog**



Notes

Lapitec[®]
Prestigious Italian Surface

GranQuartz[™]
Canada Inc.