

Catalogue 2015

THE
PERMANENT
VALUE

ADI

INDUSTRIAL DIAMOND APPLICATION

ADVANCED **STONE**
TOOL TECHNOLOGY

UCSTools

INDEX

Cutting Blades	Page	3
Core Drills	Page	4
Finger Bit	Page	5
Drain Board Wheels	Page	6
Routers for Grooving	Page	7
Working Parameters for Profile Wheels Bore 35mm	Page	8
Profile Wheels Bore 35mm	Page	9-10
Cup Wheels and Polishing Pad	Page	11

[BACK TO INDEX](#)




Segmented Diamond Blades for ULTRA COMPACT SURFACES
With Soft Bond for Low Power Machines (Less Than 20HP)
With Reinforced Body for Cutting 45° On UCS Materials, LKT Materials
and Glass

<i>ADI Code</i>	<i>Description</i>	<i>RPM</i>	<i>FEED</i> [mm/min]	
MTJ64001	Φ350 Bore Φ60	2.000	500-1.500	
MTJ64002	Φ400 Bore Φ60	1.600	500-1.500	
MTJ64003	Φ450 Bore Φ60	1.400	500-1.500	



Turbo Segmented Diamond Blades for ULTRA COMPACT SURFACES
With Standard Bond for High Power Machines (Minimum 20 HP)

<i>ADI Code</i>	<i>Description</i>	<i>RPM</i>	<i>FEED</i> [mm/min]	
MT64031	Φ250 Bore Φ50	2.000-2.200	1.000-1.200	
MT64036	Φ300 Bore Φ60	1.600-1.800	1.000-1.200	
MT64015	Φ350 Bore Φ60	1.300-1.600	1.000-1.200	
MT64016	Φ400 Bore Φ60	1.200-1.500	1.000-1.200	
MT64017	Φ500 Bore Φ60	1.000-1.200	1.000-1.200	



Diamond Blade for UCS Materials (Dry Cutting)
For Portable Machines

<i>ADI Code</i>	<i>Description</i>	<i>RPM</i>	<i>FEED</i> [mm/min]	
MT67004	Φ125 Bore Φ22.2	2.200-2.800	Manual	

BACK TO INDEX



Core Drills for ULTRA COMPACT SURFACES

<i>ADI Code</i>	<i>Description</i>	<i>RPM</i>	<i>FEED</i> [mm/min]	
MT81106	D. 6 LT=75 A=1/2"	7.000-10.000	15-30	
MT81108	D. 8 LT=75 A=1/2"		15-30	
MT81110	D.10 LT=75 A=1/2"		15-30	
MT81112	D.12 LT=75 A=1/2"		15-30	
MT81115	D.15 LT=75 A=1/2"	5.000-6.000	15-30	
MT81118	D.18 LT=75 A=1/2"	4.000-5.000	15-30	
MT81120	D.20 LT=75 A=1/2"	4.000-5.000	15-30	
MT81122	D.22 LT=75 A=1/2"	3.000-2.600	15-30	
MT81125	D.25 LT=75 A=1/2"	2.400-2.800	15-30	
MT81130	D.30 LT=75 A=1/2"	2.200-2.600	15-30	
MT81132	D.32 LT=75 A=1/2"	2.000-2.400	15-30	
MT81135	D.35 LT=75 A=1/2"	1.800 -2.200	15-30	
MT81138	D.38 LT=75 A=1/2"	1.600-2.000	15-30	
MT81140	D.40 LT=75 A=1/2"	1.600-2.000	15-30	
MT81168	D.68 LT=75 A=1/2"	1.100-1.500	15-30	

[BACK TO INDEX](#)



Segmented Finger Bit UHS for ULTRA COMPACT SURFACES

ADI Code	Description	RPM	FEED [mm/min]
MT74010	20x25 A=1/2" GAS Z6	4.000 - 4.500	150 - 250
MT74007	22x35 A=1/2" GAS Z6	3.700 - 4.000	150 - 250
MT74009	20x25 A=1/2" GAS Z5	4.000 - 4.500	150 - 250



Incremental Finger Bit for ULTRA COMPACT SURFACES

ADI Code	Description	RPM	FEED [mm/min]	Stock Removal [mm]
MT75037	Φ16x15 A=1/2" GAS	6.000-7.000	150-250	2 Max
MT75038	Φ20x15 A=1/2" GAS	5.000-6.000	150-250	2 Max



Incremental Finger Bit for ULTRA COMPACT SURFACES

ADI Code	Description	RPM	FEED [mm/min]	Stock Removal [mm]
MT75019	Φ20x15 A=M12	5.000-6.000	150-250	2 Max
SL02204	1/2" GAS Male M12 Female L=20	-	-	-

Filo top Finger Bit for ULTRA COMPACT SURFACES



ADI Code	Description	RPM	FEED [mm/min]	Stock Removal [mm]
MT75015	Φ6x10 A=1/2" GAS	6.000 - 7.000	150 - 250	2 Max
MT75016	Φ8x10 A=1/2" GAS	6.000 - 7.000	150 - 250	2 Max
MT75017	Φ10x10 A=1/2" GAS	6.000 - 7.000	150 - 250	2 Max
MT75018	Φ12x10 A=1/2" GAS	6.000 - 7.000	150 - 250	2 Max
MT75022	Φ16x15 A=1/2" GAS	5.500 - 6.000	150 - 250	2 Max
MT75020	Φ20x15 A=1/2" GAS	5.000 - 5.500	150 - 250	2 Max

[BACK TO INDEX](#)

A



B



C



D



Drain Board Wheels for ULTRA COMPACT SURFACES

<i>ADI Code</i>	<i>Description</i>	<i>Type</i>	<i>RPM</i>	<i>FEED</i> [mm/min]	<i>Stock Removal</i> [mm]	
MT73011	Super Duty $\Phi 54 \times 25 \times 7$ F=14	A	5.500 - 6.000	400 - 600	1 to 3 Max	
MT73012	Super Duty $\Phi 91 \times 30 \times 7$ F=50	B	4.000 - 4.500	400 - 600	1 to 4 Max	
PB29015	$\Phi 72$ (3 Holes)	C	-	-	-	
SL02358	$\Phi 34$ (3 Holes)	D	-	-	-	

BACK TO INDEX

ROUTERS FOR GROOVING



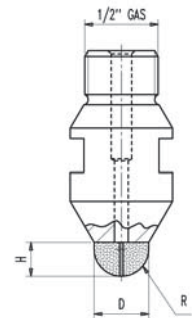
1

2

3


4

5



Code	Dimensions [mm]	Position	Stock Removal [mm]	RPM [mm/min.]	Feeding Speed [mm/min]	
MT75032	Φ12 R=6	0	<i>to shape</i>	7.000-8.000	150-200	
MT75033		1	<i>to shape</i>			
MT75034		2	0,2-0,15		300-400	
MT75035		3	0,15-0,1			
MT75036		4	0,1			
PB38515		5 (Eraser)	0,05-0,1		5.000 - 6.000	200-300

[BACK TO INDEX](#)



ED = EXTERNAL DIAMETER

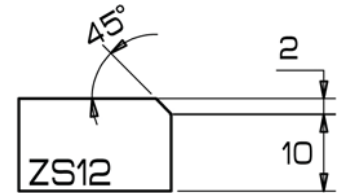
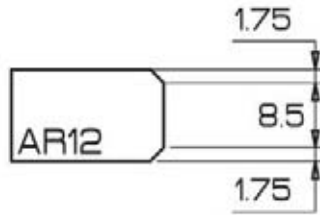
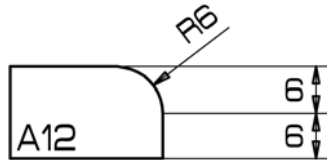
ID = INTERNAL DIAMETER

Working Parameters for Tools for UCS Materials

<i>Description</i>	<i>RPM</i>	<i>FEED</i> [mm/min]	<i>Stock</i> <i>Removal</i> [mm]
UCS TOP LINE POS.1	5.000	400	On Shape
UCS TOP LINE POS.2	5.000	800	0,3
UCS TOP LINE POS.3	5.000	800	0,1
UHS TOP LINE POS.4	5.000	800	0,05-0,1
UCS FAST LINE POS.1	5.500	400	On Shape
UCS FAST LINE POS.2	5.500	800	0,3
UCS FAST LINE POS.3	5.500	800	0,1
UHS FAST LINE POS.4	5.500	800	0,05-0,1
EXPRESS POS.5	2.500-3.000	1.200 - 1.500	0.03 - 0.05
EXPRESS POS.6	2.500-3.000	1.200 - 1.500	0.03 - 0.05
EXPRESS POS.7	2.500-3.000	1.200 - 1.500	0.03 - 0.05

BACK TO INDEX

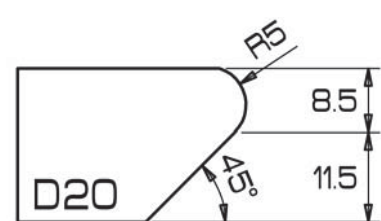
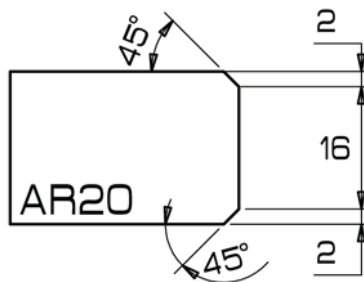
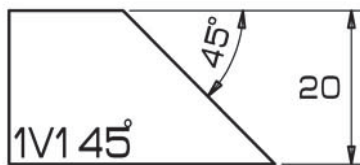
TOP & FAST BORE 35 mm



Pos	Type	Code	ED mm	ID mm
1	C+S	MT91040	87	70
2	C+S	MT91041	87	70
3	C+S	MT91042	87	70
4	C+S	PB124430	87	70
5	Exp	PB021560	77	60
6	Exp	PB021561	77	60
7	Exp	PB021562	77	60

Pos	Type	Code	ED mm	ID mm
1	C+S	MT91023	80	75
2	C+S	MT91024	80	75
3	C+S	MT91025	80	75
4	C+S	PB123546	80	75
5	Exp	PB02321	67	60
6	Exp	PB02322	67	60
7	Exp	PB02323	67	60

Pos	Type	Code	ED mm	ID mm
1	C+S	MT91043	80	76
2	C+S	MT91044	80	76
3	C+S	MT91045	80	76
4	C+S	PB123614	80	76
5	Exp	PB021715	74	60
6	Exp	PB021716	74	60
7	Exp	PB021717	74	60



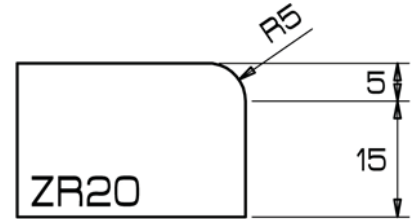
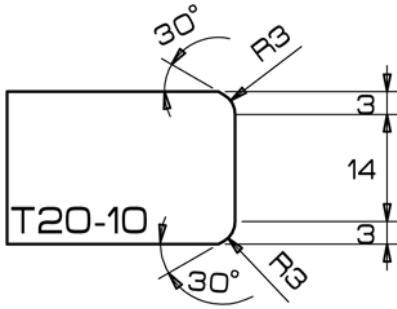
Pos	Type	Code	ED mm	ID mm
1	SEG	MT91027	120	82
2	C+S	MT91028	120	72
3	C+S	MT91029	120	72
4	C+S	PB123250	120	72
5	Exp	PB021569	110	60
6	Exp	PB021570	110	60
7	Exp	PB021571	110	60

Pos	Type	Code	ED mm	ID mm
1	C+S	MT91005	78	70
2	C+S	MT91006	78	70
3	C+S	MT91007	78	70
4	C+S	PB122850	78	70
5	Exp	PB02013	68	60
6	Exp	PB02014	68	60
7	Exp	PB02015	68	60

Pos	Type	Code	ED mm	ID mm
1	SEG	MT91011	120	87
2	C+S	MT91012	120	87
3	C+S	MT91013	120	87
4	C+S	PB122701	120	87
5	Exp	PB02052	91	60
6	Exp	PB02053	91	60
7	Exp	PB02054	91	60

BACK TO INDEX

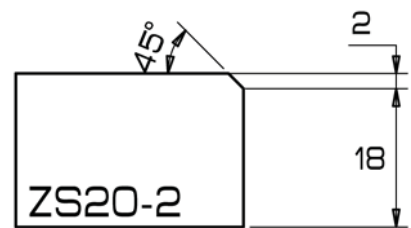
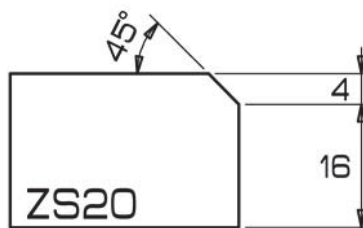
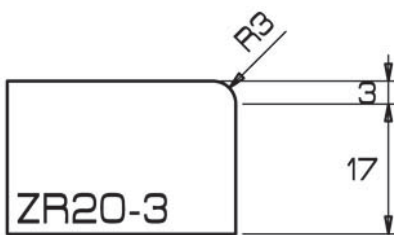
TOP & FAST BORE 35 mm



Pos	Type	Code	ED mm	ID mm
1	SEG	MT91016	71	60
2	C+S	MT91017	71	60
3	C+S	MT91018	71	60
4	C+S	PB124180	71	60
5	Exp	PB021349	75	60
6	Exp	PB021350	75	60
7	Exp	PB021351	75	60

Pos	Type	Code	ED mm	ID mm
1	SEG	MT91008	80	80
2	C+S	MT91009	80	80
3	C+S	MT91010	80	80
4	C+S	PB122878	80	80
5	Exp	PB02403	80	80
6	Exp	PB02404	80	80
7	Exp	PB02405	80	80

Pos	Type	Code	ED mm	ID mm
1	C+S	MT91046	80	70
2	C+S	MT91047	80	70
3	C+S	MT91048	80	70
4	C+S	PB122890	80	70
5	Exp	PB02199	80	60
6	Exp	PB02200	80	60
7	Exp	PB02201	80	60



Pos	Type	Code	ED mm	ID mm
1	C+S	MT91049	85	70
2	C+S	MT91050	85	70
3	C+S	MT91051	85	70
4	C+S	PB123511	85	70
5	Exp	PB02253	75	60
6	Exp	PB02254	75	60
7	Exp	PB02255	75	60

Pos	Type	Code	ED mm	ID mm
1	C+S	MT91052	82	70
2	C+S	MT91053	82	70
3	C+S	MT91054	82	70
4	C+S	PB122906	82	70
5	Exp	PB02214	72	60
6	Exp	PB02215	72	60
7	Exp	PB02216	72	60

Pos	Type	Code	ED mm	ID mm
1	C+S	MT91055	78	70
2	C+S	MT91056	78	70
3	C+S	MT91057	78	70
4	C+S	PB123685	78	70
5	Exp	PB02232	70	60
6	Exp	PB02233	70	60
7	Exp	PB02234	70	60

[BACK TO INDEX](#)



**Cup Wheel for UCS Materials (Dry Cutting)
For Portable Machines**

<i>ADI Code</i>	<i>Description</i>	<i>RPM</i>	<i>FEED</i> [mm/min]	
PE08232	Φ115x30 F=M14		Manual	

SUGGESTED RPM 2.000—3.000
MAX RPM 3.500



**Polishing Pads For Glass and Gres Materials
HYBRID KERAMIK**

<i>ADI CODE</i>	<i>DESCRIPTION</i>	<i>COLOR</i>	<i>POS</i>	
MTJ0001	PAD D.100 HYBRID KERAMIK	VIOLET	0	
MTJ0002	PAD D.100 HYBRID KERAMIK	VIOLET	0+	
MTJ0003	PAD D.100 HYBRID KERAMIK	RED	1	
MTJ0004	PAD D.100 HYBRID KERAMIK	YELLOW	2	
MTJ0005	PAD D.100 HYBRID KERAMIK	BLUE	3	
MTJ0006	PAD D.100 HYBRID KERAMIK	GREEN	4	
MTJ0007	PAD D.100 HYBRID KERAMIK	ORANGE	5	
MTJ0008	PAD D.100 HYBRID KERAMIK	WHITE	6	

SUGGESTED RPM 2.500—3.000
MAX RPM 4.000



ADI S.p.A.
Via dell'Economia, 12/16 - 36016 Thiene (VI) Italy
Tel: +39.0445.360244 Fax: +39.0445.366862
info@aditools.com - www.aditools.com

ADI USA Inc.
1477 Connelly Springs Rd 28645 Lenoir / North Carolina - USA
Tel. 1-828-7284711 - Fax 1-828-7289613
info@aditools-usa.com - www.aditools-usa.com